


What to Expect at The Public Theater



A Performance Social Narrative Guide

Welcome to the Public Theater!
We are happy that you are joining us for Dark Disabled Stories.



This guide is designed to outline what to expect at The Public Theater. It will share information about arriving at the theater, getting settled at the theater, and expectations during the performance.

BEFORE YOUR VISIT

We recommend purchasing tickets ahead of time. You can try to purchase tickets on the day of the show, but they may not be available.

You can purchase tickets for any show before your visit by...

- **Going to the Public Theater's website: <https://publictheater.org/>**
- **Calling Audience Services: 212.967.7555**
- **Visiting the Public Theater's Box Office at 425 Lafayette Street. Please check the website for the box office hours as they vary.**

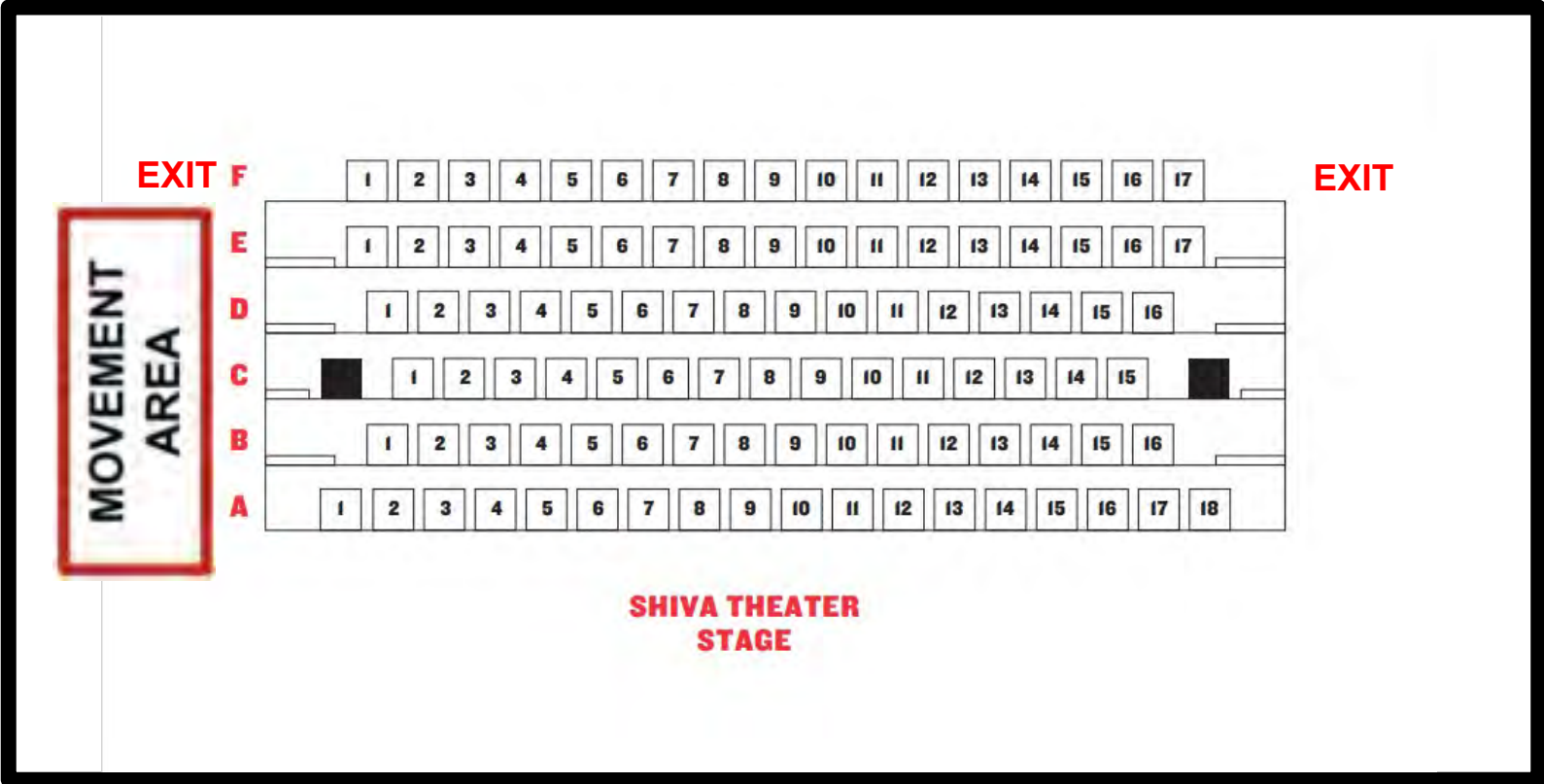
[Click here to learn more about venue accessibility at The Public Theater.](#)

In order to go to the theater, you must adhere to the following Health & Safety protocols:

- **Masks are required for performances on Tuesday evenings and Saturday and Sunday afternoons.**
- **Although it is not *required* for all performances, the Dark Disabled Stories team requests you do wear a mask during all performances.**
- **Please reschedule your performance if you are not feeling well! The Box Office or Call Center can help you rearrange your ticket.**

[Click here for more information on The Public Theater's Health & Safety protocols.](#)

When you purchase a ticket, you can select your seat based on the seats that are available.



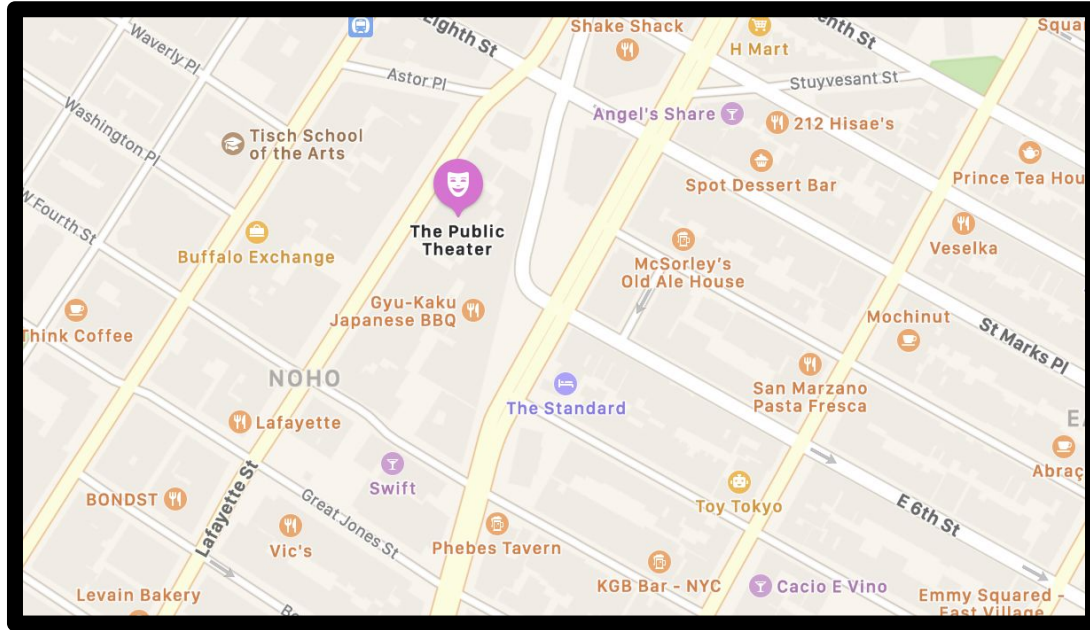
If you are sensitive to sound, you may want to pick a seat that is farther back, away from the speakers.

If you like to move, you may want to sit close to the movement area. A movement area is an open space within the theater where audience members can pace, move, sit, stand, or sit on the ground while experiencing the show from inside the theater. You are free to use the movement space at any time; it is located on house right and will be marked with tape and a sign.

If you like to take breaks during an event, you may want to pick a seat close to an exit. You are free to come and go as you please throughout the performance.

GETTING TO THE THEATER

The Public Theater is located at 425 Lafayette St in The East Village in Manhattan.



The theater is on Lafayette Street between Astor Place and East 4th Street.

To get to the Public Theater you may walk or take a car.



If you are taking a car service or use Access a Ride, you may be dropped off directly in front of the theater.

To get to the Public Theater, you may ride a bus. The following bus stops are nearby:

M1, M2, or M8 to E.8th Street and Lafayette St. (approx. 500ft)

M1 to Lafayette St. and Astor Pl. (approx. 260ft)

M101 or M102 to Astor Pl. and 3rd Ave. (approx. 0.1mi)



To get to the Public Theater, you may take the subway.

The closest subway stations are the 6 train at Astor Place (approx. 450ft) and the R W train at 8th Street (approx. 0.2mi). These subway stations are not wheelchair accessible.

Broadway Lafayette (approx. 0.4mi) and 14th Street Union Square (approx. 0.4mi) subway stations are also nearby. These stations are wheelchair accessible.



ARRIVING AT THE THEATER

When you arrive, you can enter the building using the stairs or the ramp. There is a ramp on either side of the stairs.



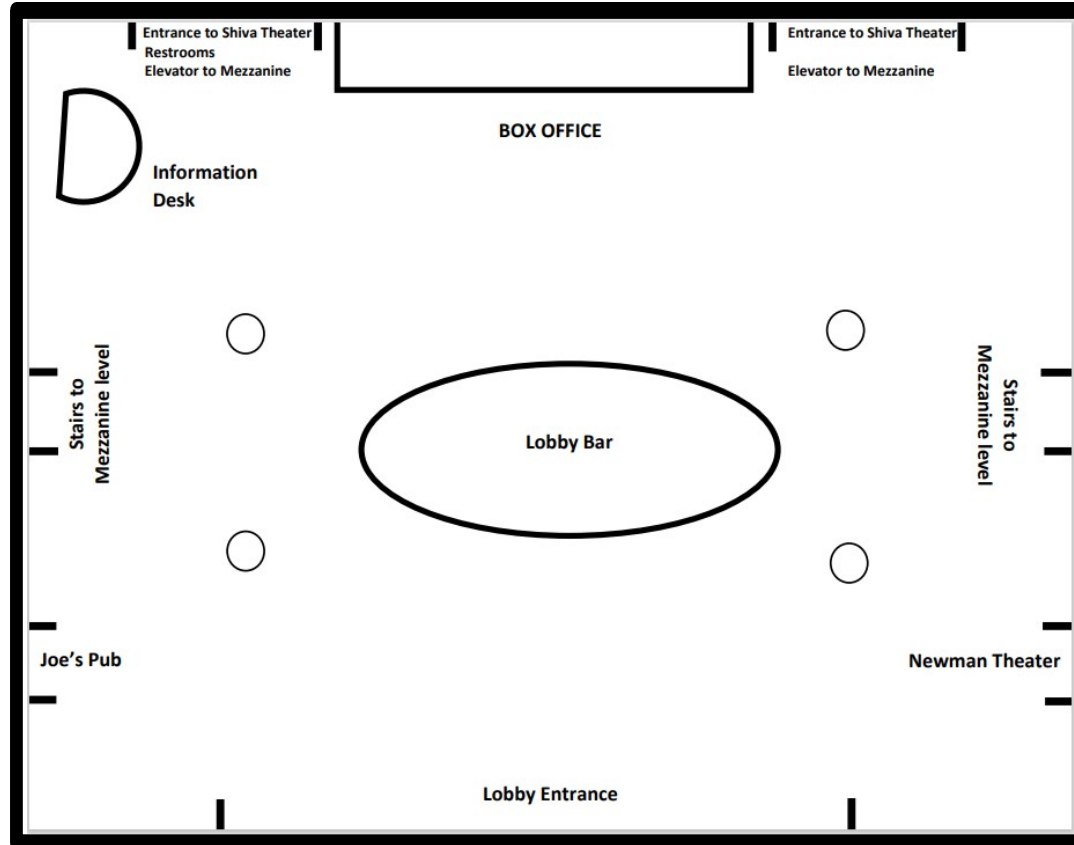
When you enter the Lobby, a member of the Front of House team will greet you. The Lobby bar will also be open if you would like a drink or snack.



(The Lobby bar will NOT be open during weekend matinees or on Tuesday evenings.)

There will be an American Sign Language (ASL) interpreter and ASL students available in the Lobby if you need assistance in ASL. There will also be Front of House staff available.

You can refer to this map to understand where important spaces are in relation to the lobby.




The Public Theater has five different theaters, a restaurant, and a venue called Joe's Pub.

There aren't other shows starting at the same time so the lobby shouldn't be too crowded.



BEFORE THE PERFORMANCE

If you arrive early, you can go to the mezzanine (1M). There are plenty of seating options where you can hang out and all the seats are easily moveable.



The mezzanine is accessible by stairs and elevator to 1M.

The mezzanine is a good place to have a snack or drink before the show.

You may not eat in the theater during the performance. You may drink water during the performance.



You may want to visit the restroom before the show. The nearest restrooms are to the left of the Box Office.



There are signs that will direct you towards the restroom. You can also ask a staff member if you need help finding the restroom or anything else.

The restrooms on the lobby level are wheelchair accessible.




There are gender neutral restrooms available. There are also companion care restrooms available. You may ask a staff member if you'd like to access them on the 2nd floor.

There are also water fountains at the theater, next to the restrooms.




Water fountains will have disposable cups available for you, and you may use your own refillable bottle.

When you are ready to go into the theater, you can get your tickets.



You can get your physical ticket from the box office. Or, you can open your digital ticket on your device.

The show that you are seeing is in The Shiva Theater.



The Shiva Theater is located on the first floor behind the box office with doors on both sides. You can enter from either door. The theater will open for seating approximately 30 minutes before the performance.

An usher will process your ticket with a scanner at the door.

The usher will direct you inside the theater to your assigned seat. This is the seat that you chose when you purchased your ticket.


Once you are seated, you may have to wait in your seat for a little while before the show begins.



While you wait, you can read the program. The program shares more information about the creative team and cast.

There will be a QR code available for access to the digital Playbill - which is screen reader accessible.

[Click here to access the digital program.](#)



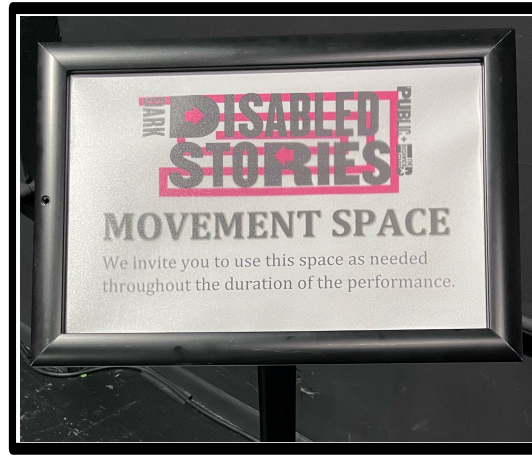
DURING THE PERFORMANCE

The show will begin. During the show, you may not take pictures or videos of the performance.



Because this is a relaxed performance, the lights will dim but won't turn off completely. Loud, abrupt sounds are limited. There is less dramatic lighting and no strobes. The theater is above the subway so sometimes you may hear and feel the subway rumble.

It is not safe to move around a lot in the aisles. If sitting in a theater seat is undesirable, you are welcome to use the movement space and everyone is encouraged to react, make sounds, and move in ways that feel comfortable.



The movement area is on House Right. If you are seated on House Left and wish to use the movement area, please exit the theater and enter on the House Right side. There is also a tactile sample of the set available to touch and interact with in the movement area.

If you need support during the show, you can find an usher, staff member, or ASL interpreter/ASL Student.

They will be wearing a Public Theater shirt and ID.

The ushers and staff are friendly, open, and welcoming.




AFTER THE PERFORMANCE

When the show is over, everyone will applaud and cheer. It may get a bit loud.

Then, you will exit the theater.

This may take a few minutes and be a little crowded because the whole audience may try to leave the theater at once. The ushers help make this process smooth.



You may spend some time in the lobby or mezzanine before you leave.



If you are waiting for a ride, you may wait in the building until it arrives.

We hope that you have a good experience and will join us for another performance in the future!

