


What to Expect at The Public Theater



A Sensory Friendly Performance Social Narrative Guide

Welcome to the Public Theater! We are happy that you are joining us for a sensory friendly performance.



This guide is designed to outline what to expect at The Public Theater. It will share information about arriving at the theater, getting settled at the theater, and expectations during the performance.

BEFORE YOUR VISIT

We recommend purchasing tickets ahead of time. You can try to purchase tickets on the day of the show, but they may not be available.

You can purchase tickets for any show before your visit by...

- **Going to the Public Theater's website: <https://publictheater.org/>**
- **Calling Audience Services: 212.967.7555**
- **Visiting the Public Theater's Box Office at 425 Lafayette Street. Please check the website for the box office hours as they vary.**

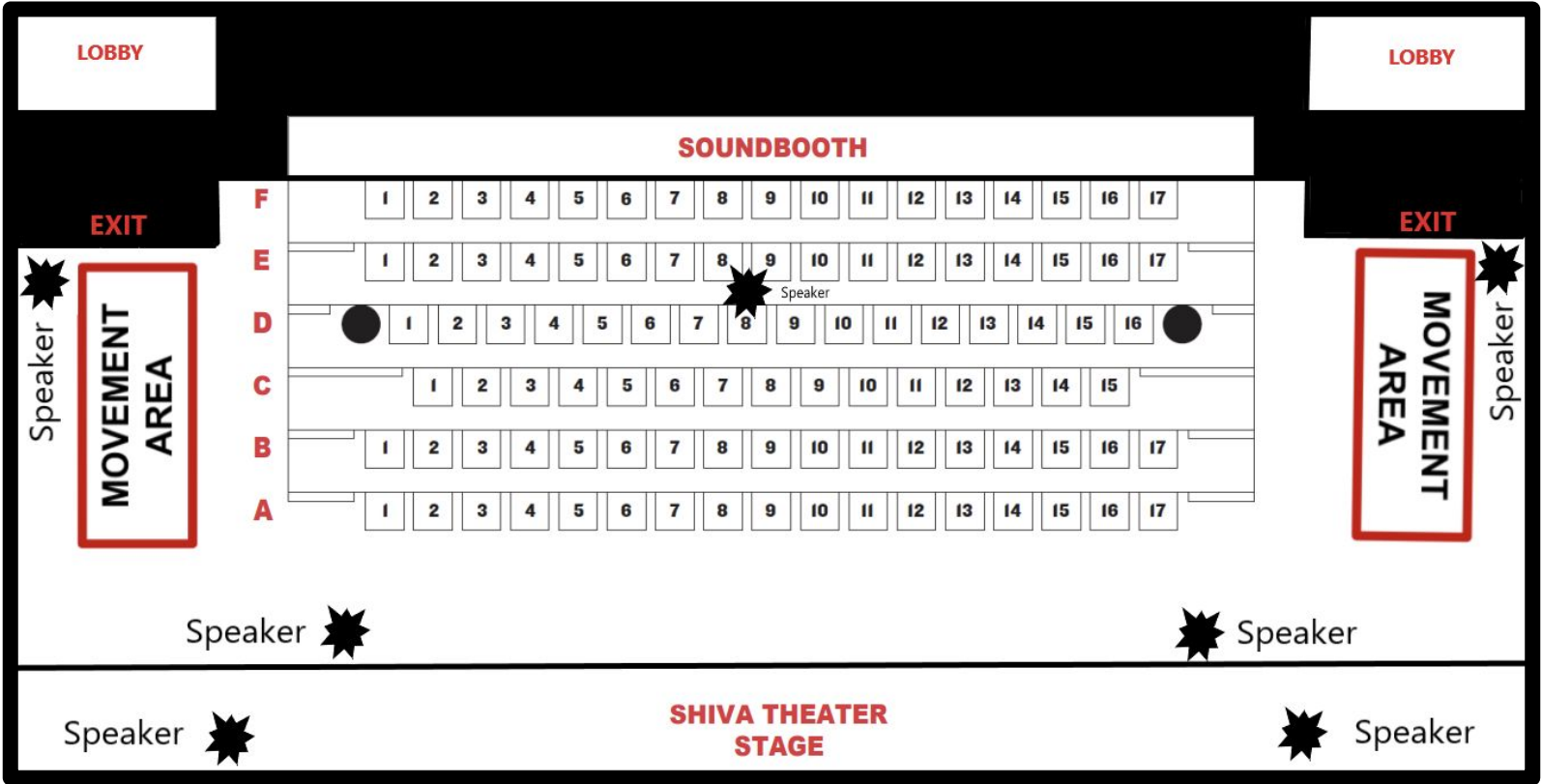
[Click here to learn more about venue accessibility at The Public Theater.](#)

In order to go to the theater, you must adhere to the following COVID protocols:

- **You must be fully vaccinated and boosted (if eligible).**
- **You must show your vaccination and booster cards and a photo ID upon arrival.**
- **You are required to wear an approved face mask at all times when in the building.**

[Click here for more information on The Public Theater's COVID protocols.](#)

When you purchase a ticket, you can select your seat based on the seats that are available.



If you are sensitive to sound, you may want to pick a seat that is farther away from the speakers.

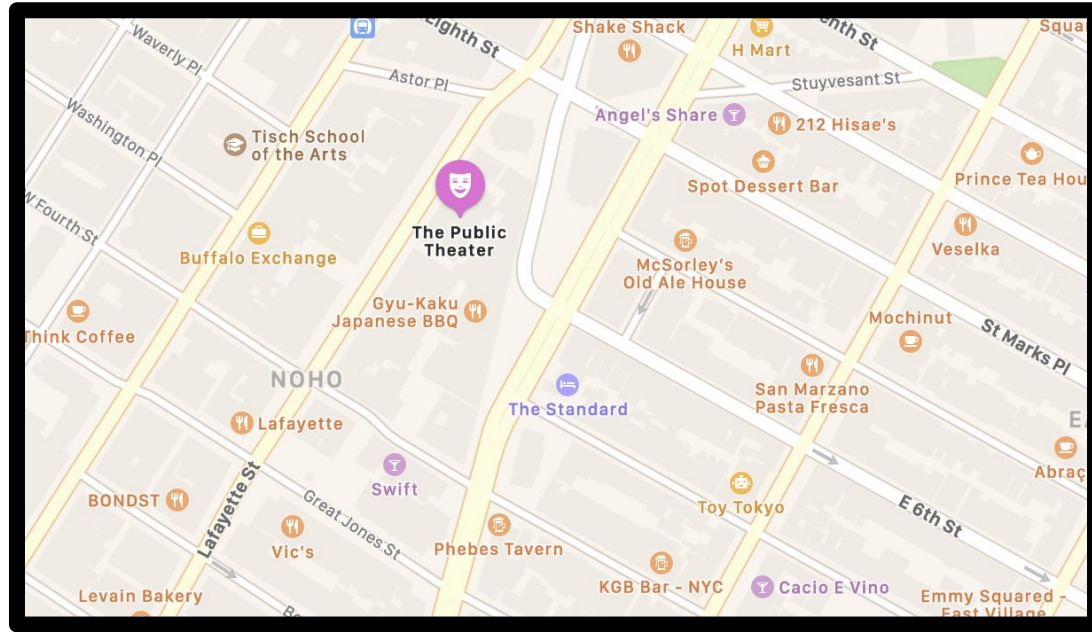
If you like to take breaks during an event, you may want to pick a seat close to an exit.

If you like to move you may want to sit close to the movement area.

If you already purchased tickets and need to change your seats based on this information, please call Audience Services - 212.967.7555. They will do their best to move your seat.


GETTING TO THE THEATER

The Public Theater is located at 425 Lafayette St in The East Village in Manhattan.



The theater is on Lafayette Street between Astor Place and East 4th Street.

To get to the Public Theater you may walk or take a car.



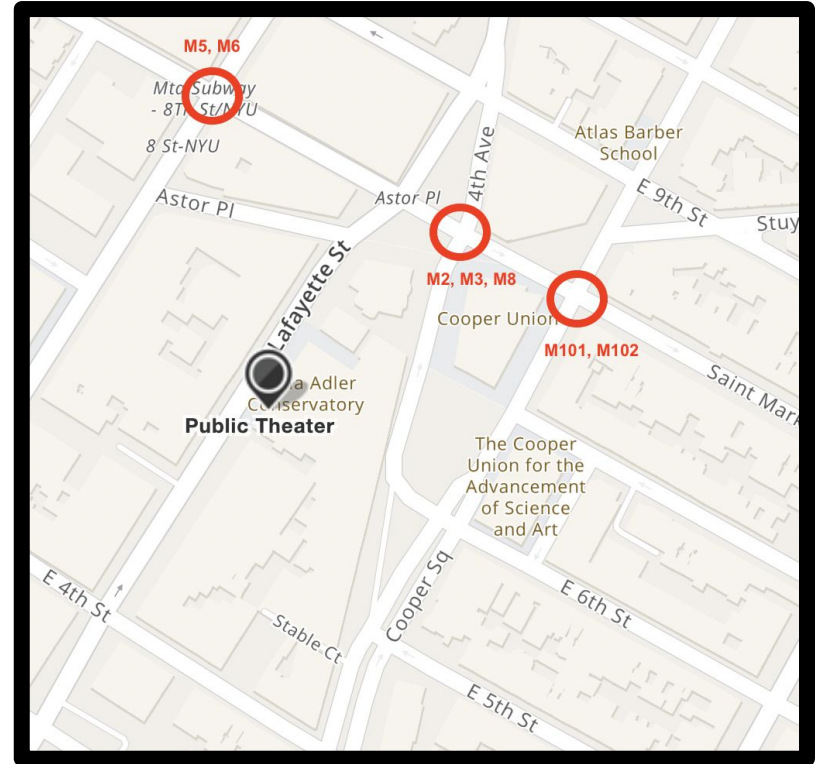
If you are taking a car service or use Access a Ride, you may be dropped off directly in front of the theater.

To get to the Public Theater, you may ride a bus. The following bus stops are nearby:

M2, M3, or M8 to 8th Street and 4th Avenue (2 min walk)

M5 or M6 to 8th Street and Broadway (3 min walk)

M101 or M102 to 8th Street and Cooper Square (3 min walk)



To get to the Public Theater, you may take the subway.

The closest subway stations are the 6 train at Astor Place (2 min walk) and the R W train at 8th Street (3 min walk). These subway stations are not wheelchair accessible.

Broadway Lafayette (7 min walk) and 14th Street Union Square (9 min walk) subway stations are also nearby. These stations are wheelchair accessible.



ARRIVING AT THE THEATER

When you arrive, you can enter the building using the stairs or the ramp. There are two ramps on either side of the stairs.



As you enter the building, please remember to have your mask on.

A staff member will check your vaccination and/or booster card and identification.

The Public's audience policy continues to require the use of masks and complete COVID-19 vaccination, including a booster dose (for those eligible according to CDC guidelines), by the date of attendance for access into the facility, theaters, and restaurant. [Click here to learn more about Health & Safety at The Public.](#)



After your vaccination and booster card, and photo ID have been checked your will enter the lobby. The lobby is a big open space. The sound in the lobby echoes.

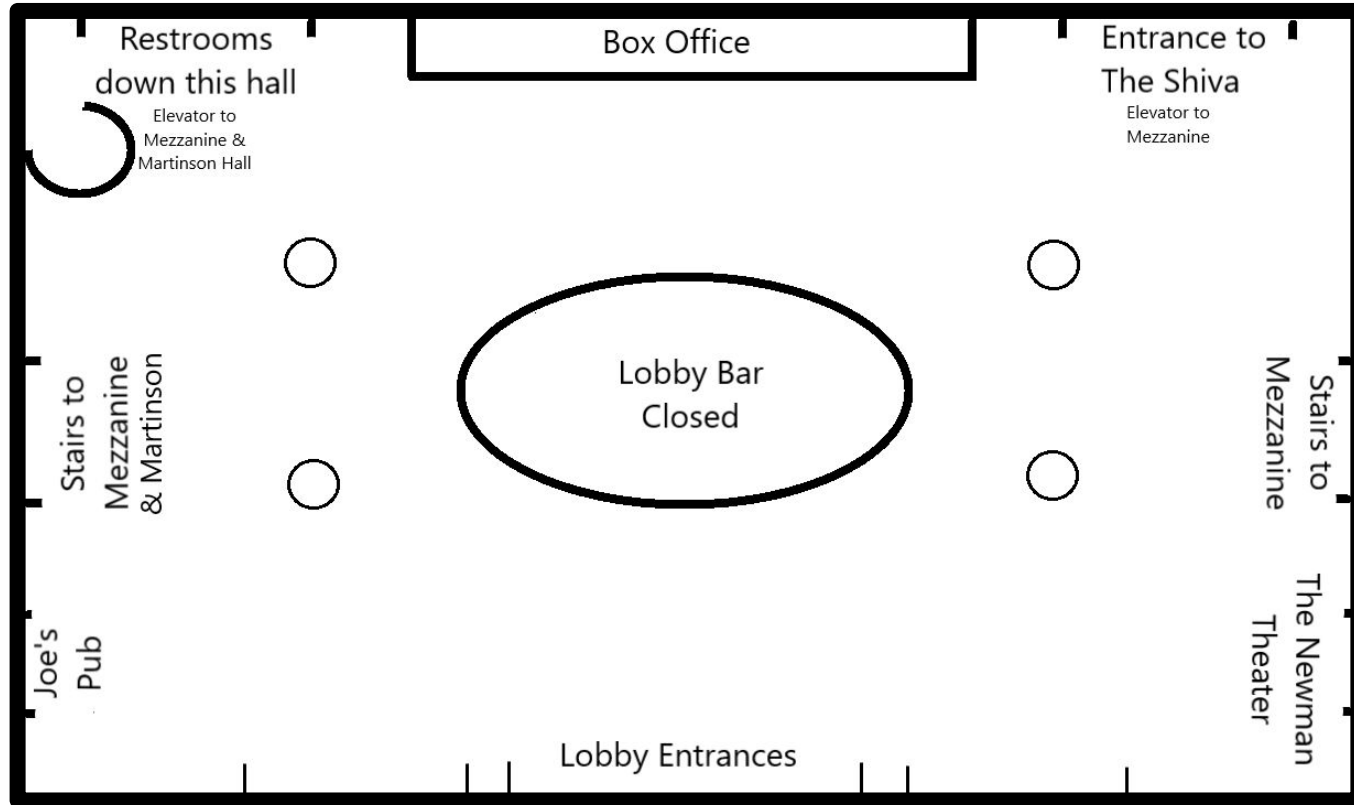


Photo Credit: Cindy Lim



If you'd like a pair of noise canceling headphones or earplugs, you may get them from an usher. There will also be headphones, earplugs, and fidgets available in a bin at the white desk in the center of the lobby.

You can refer to this map to understand where important spaces are in relation to the lobby.



The Public Theater has five different theaters, a restaurant, and a venue called Joe's Pub.

There aren't other shows starting at the same time so the lobby shouldn't be too crowded.


The restaurant and Joe's Pub will not be open while you are in the building.

This means that if you need a snack or drink you should bring your own. Food may not be eaten in the theater.



BEFORE THE PERFORMANCE

If you arrive early, you can go to the mezzanine. There are plenty of seating options where you can hang out.



The mezzanine is accessible by stairs and elevator.

The mezzanine is a good place to have a snack or drink before the show.

Please make sure that you are socially distanced if you take your mask off for a snack or drink.

Please put your face mask back on after you've had your snack or drink.

You may not eat in the theater during the performance. You may drink water in the performance if masks are immediately reapplied.



You may want to visit the restroom before the show. The nearest restrooms are right next to the box office.



There are signs that will direct towards the restroom. You can also ask a staff member if you need help finding the restroom or anything else.

The restrooms on the lower lobby are wheelchair accessible.




There are gender neutral restrooms available. There are also companion care restrooms available. You may ask a staff member if you'd like to access them.

There are also water fountains at the theater.



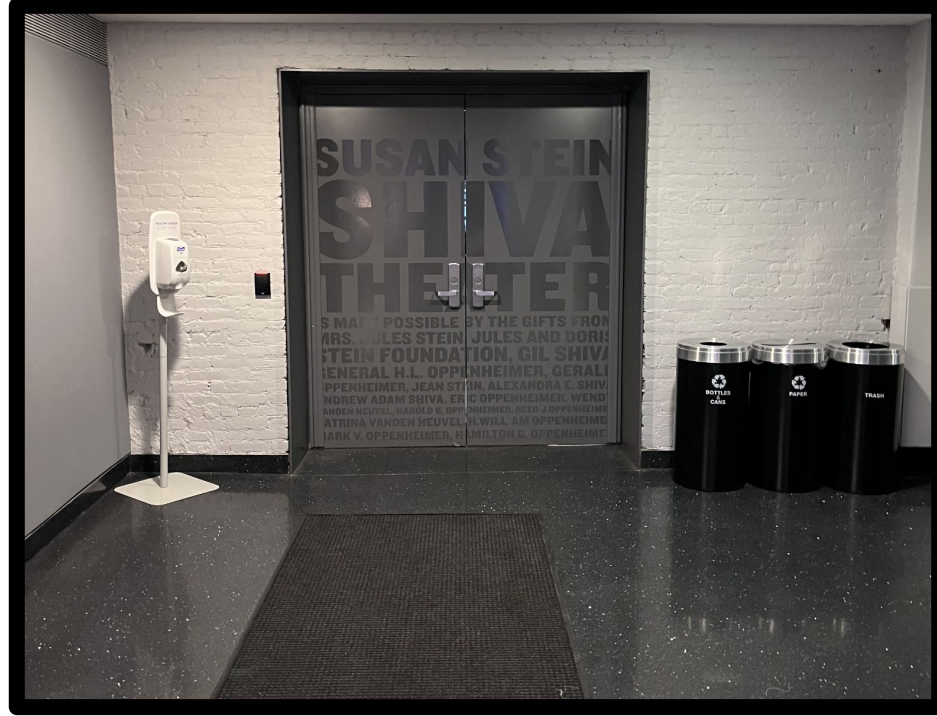
Water fountains will have disposable cups available for you, and you may use your own refillable bottle.

When you are ready to go into the theater, you can get your tickets.



You can get your physical ticket from the box office. Or, you can open your digital ticket on your device.

The show that you are seeing is in The Shiva Theater.



The Shiva Theater is located on the first floor behind the box office. You can enter the theater 30 minutes before the performance.

An usher will process your ticket with a scanner.

The usher will direct you inside the theater to your assigned seat. This is the seat that you chose when you purchased your ticket.

Once you are seated, you may have to wait in your seat for a little while before the show begins.




While you wait, you can read the program.

The program shares more information about the creative team.

There are paper programs that provide basic information. There is a QR code inside the paper program.


If you take a picture of the QR code, you can access the full digital program, which provides more details about the show and cast.

[Click here to access the digital program.](#)




DURING THE PERFORMANCE

The show will begin. During the show, you may not take pictures or videos of the performance.



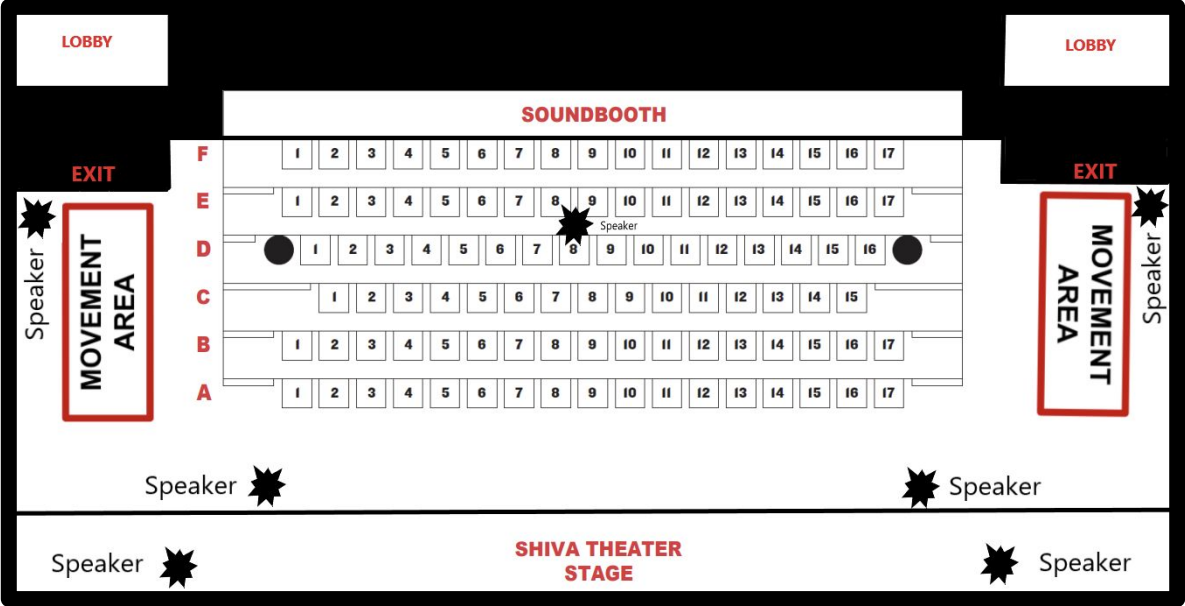
The lights will dim but won't turn off completely. There will not be any flashing lights or abrupt transitions. The sound levels are lowered. The theater is above the subway so sometimes you may hear and feel the subway rumble.

The experience of seeing a live performance may be new to you. Or, this may be one of the first times you are returning to the theater in a while.



It is OK to feel nervous, excited, or overwhelmed. If you need to make some noise, take breaths, stim, or move about a little bit, that is OK.

It is not safe to move around a lot in the aisles. If you need to move around more during the show, you can go down the stairs to the movement area.



The movement area is on either side of the audience seats in the theater. This is a place where you can be in the theater and move more freely. Please keep the taped pathways clear and be aware of actors and crew who may move throughout the area during the show.




If you need support during the show, you can find an usher or staff member.

They will be wearing a Public Theater shirt and a badge that says “Here to Help”.

The ushers and staff are friendly, open, and welcoming.



Ushers will have a variety of fidgets available. Fidgets may help you feel calm or focus. The ushers will also have noise canceling headphones and earplugs for you to borrow for the performance.



If you do not feel comfortable asking an usher, you can find fidgets, earplugs, and headphones in bins in the movement area.

If you need a break from the performance, you can leave the theater. There is a break area in Martinson Hall located on the third floor.



You can access Martinson Hall by stairs or by elevator in the lobby. Look for the arches that say Anspacher Martinson. A staff member can help direct you to this location.

In the break area there will be bean bag chairs, weighted blankets, and space to move around.

While you are in the break area you can also watch the performance on a screen.

This is also a good place to go if you need to have a small snack during the performance.

You can return to the performance if you are ready or you can stay here.



AFTER THE PERFORMANCE

When the show is over, everyone will applaud and cheer. It may get a bit loud.

Then, you will exit the theater.

This may take a few minutes and be a little crowded because the whole audience may try to leave the theater at once. The ushers help make this process smooth.



If you took a fidget or earplugs, you may keep this with you.



If you borrowed noise canceling headphones, please return them to an usher or bins before you leave.

You may spend some time in the lobby or mezzanine before you leave.



If you are waiting for Access a Ride you may wait in the building until they arrive.

We hope that you have a good experience and will join us for another performance in the future!

THE PUBLIC.